

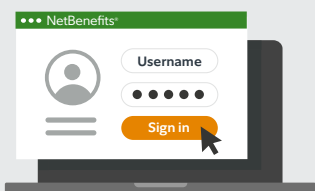


Stock Plan Services

Accepting your award online A quick-start guide




Follow these steps to say yes to your award. If you have not already, make sure to **register as a new user**.




1 Visit [NetBenefits.com](https://www.netbenefits.com)

Log in to your account or register as a new user.




2 Pick your award to accept

On the **Stock Plans** page, scroll to Your Awards, and tap **Begin Acceptance**.




3 Review your grants

Your grants to accept are on the **Accepting Your Awards** page. Tap **Start** to review document(s).



4 Check grant agreement and plan documents

Confirm acknowledgments and select **Accept Your Award**.



5 Note your confirmation number

Keep this information for your records. (Repeat steps 3–5 for each grant to accept.)

For further assistance, contact a Fidelity Stock Plan Services representative. Calling instructions can be found at [Fidelity.com/globalcall](https://www.fidelity.com/globalcall).

See your plan documents for details regarding the terms and conditions of your plan.

Fidelity Stock Plan Services, LLC, provides recordkeeping and/or administrative services to your company's equity compensation plan, in addition to any services provided directly to the plan by your company or its service providers.

Fidelity Stock Plan Services, LLC

© 2023 FMR LLC. All rights reserved.

881158.5.0