

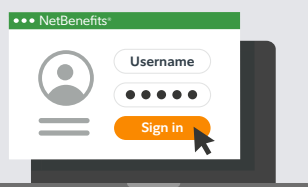


## Stock Plan Services

# Accepting your award online A quick-start guide



Follow these steps to say yes to your award. If you haven't already, make sure to **open your account**.




### 1 Visit [NetBenefits.com](https://NetBenefits.com)

Log in to your account or register as a new user.



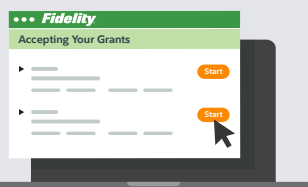
### 2 Select your stock plan

On the **NetBenefits** home page, select your stock plan to get started.




### 3 Select your award

On the **Stock Plan Summary** page, choose the award you want to accept.




### 4 Review your awards

Go to the **Accepting Your Grants** page to see your award. Click the **Start** button to review the documents for each grant.



### 5 Check grant agreement and plan documents

Confirm acknowledgments and select **Accept Your Grant**.



### 6 Note your confirmation number

Keep this information for your records. (Repeat steps 4-5 for each grant to accept.)

If you have any questions, please contact a Fidelity Stock Plan Services representative at **800-544-9354**.

Investing involves risk, including risk of loss.

Be sure to open your account. If you don't, you may be subject to additional U.S. IRS-mandated tax withholding on certain transactions.

Fidelity Stock Plan Services, LLC, provides recordkeeping and/or administrative services to your company's equity compensation plan, in addition to any services provided directly to the plan by your company or its service providers.

NetBenefits and the Fidelity Investments and pyramid design logo are registered service marks of FMR LLC.

Fidelity Brokerage Services LLC, Member NYSE, SIPC, 900 Salem Street, Smithfield, RI 02917

© 2022 FMR LLC. All rights reserved.

1034324.1.1